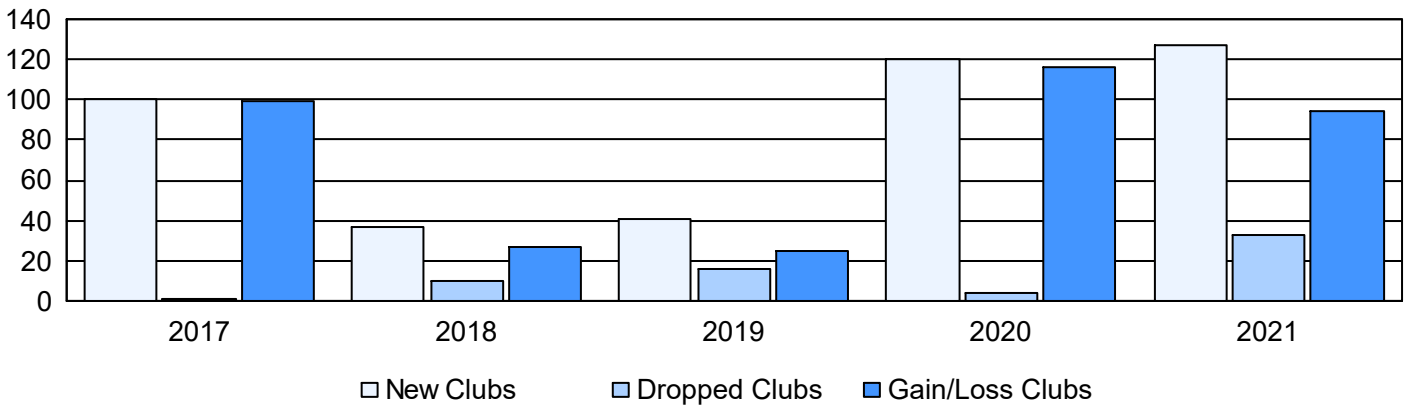
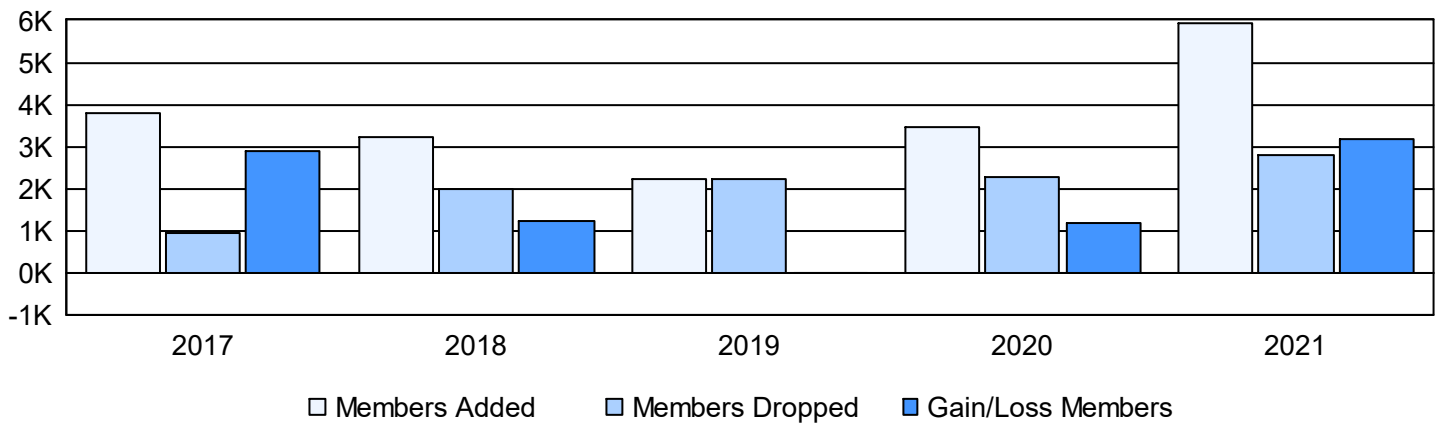


| Year           | New Clubs | Dropped Clubs | Gain/Loss Clubs | New Members  | Charter Members | Reinstate Members | Transfer Members | Total Member Added | Total Members Dropped | Gain/Loss Members |
|----------------|-----------|---------------|-----------------|--------------|-----------------|-------------------|------------------|--------------------|-----------------------|-------------------|
| 2016-2017      | 100       | 1             | 99              | 1,337        | 2,418           | 37                | 10               | 3,802              | 939                   | 2,863             |
| 2017-2018      | 37        | 10            | 27              | 1,885        | 1,137           | 167               | 10               | 3,199              | 1,972                 | 1,227             |
| 2018-2019      | 41        | 16            | 25              | 933          | 1,233           | 66                | 9                | 2,241              | 2,243                 | -2                |
| 2019-2020      | 120       | 4             | 116             | 747          | 2,653           | 55                | 11               | 3,466              | 2,291                 | 1,175             |
| 2020-2021      | 127       | 33            | 94              | 2,524        | 3,312           | 83                | 26               | 5,945              | 2,778                 | 3,167             |
| <b>Average</b> | <b>85</b> | <b>13</b>     | <b>72</b>       | <b>1,485</b> | <b>2,151</b>    | <b>82</b>         | <b>13</b>        | <b>3,731</b>       | <b>2,045</b>          | <b>1,686</b>      |

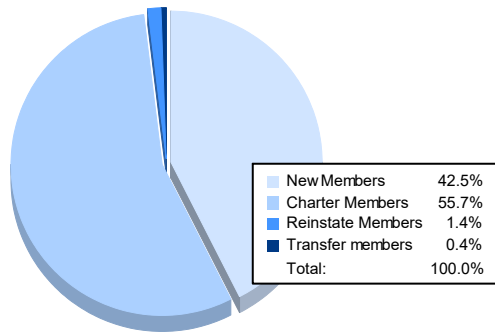
### Clubs



### Members



### Membership Composition June 2021 Cumulative



### Gender Composition June 2021 Cumulative

